



### District Report Card: 2017


<b>State:</b> Andaman & Nicobar Islands	<b>District:</b> Andamans
<b>Class:</b> 8	<b>Subject:</b> Language
<b>Schools:</b> 51	<b>Students:</b> 990


### Participation/Coverage


#### Students

<div>GENDER</div> <div></div>	Boys		Girls	
	Number	%	Number	%
	501	50.61	489	49.39

<div>AREA</div> <div></div>	Rural		Urban	
	Number	%	Number	%
	511	51.62	479	48.38

<div>CATEGORY</div> <div></div>	SC		ST		OBC		GEN	
	Number	%	Number	%	Number	%	Number	%
	5	0.51	23	2.32	227	22.93	735	74.24

<div>CWSN</div> <div></div>	LD	VI	HI	S&LD	ID	Oth
	2	3	0	3	1	0

<div>Management</div> <div></div>	Government		Government-aided	
	Number	%	Number	%
	932	94.14	58	5.86

### Average Performance of Students in Language (%)

Overall	Gender		Area		Management		Social Group			
	Male	Female	Rural	Urban	Govt.	Aided	SC	ST	OBC	GEN
51.08	49.29	52.91	49.28	53.00	50.11	66.67	77.33	42.03	53.98	50.29

### Performance on Learning Outcomes (LOs)

Learning Outcomes	Description	Average Performance(%)
L813	Read textual/non-textual materials with comprehension and identifies the details, characters, main idea and sequence of ideas and events while reading	51.08

Range of Performance of Students who Answered Correctly							
Below 30%		30% - 50%		50% - 75%		Above 75%	
Number	%	Number	%	Number	%	Number	%
175	17.68	323	32.63	351	35.45	141	14.24

### Lowest Performing Learning Outcomes (LOs)

1 - Read textual/non-textual materials with comprehension and identifies the details, characters, main idea and sequence of ideas and events while reading (51.08)